



Versatile Deep Cycle and Starter Batteries

Deep Cycle and Starter Batteries

Versatile Use. Verified Performance. Pure Value.

V-Force Deep Cycle and Starter Batteries Offer:

- More Power with Superior Battery Life
- The Heaviest Internal Construction in the Industry
- Rugged Cell Construction
- Unmatched Electrical Performance and Durability
- Envelope Separators to Prevent Plate Short-Circuiting and Shedding

Versatile Batteries for Your Industrial Demands:

V-Force Deep Cycle and Starter Batteries deliver the heaviest internal construction and durability in the industry ensuring solid performance, unmatched longevity, added power and superior reliability. With thicker plates than the competition and a rugged cell design, V-Force batteries deliver superior productivity and return on investment in the toughest applications. Combine ultimate performance with envelope separators that prevent plate short-circuiting and shedding, and you have a versatile industrial battery that lowers costs and keeps your business running.



Longer Life, Performance Like No Other

Proven Design Offers Pure Industrial Power, All the Time

Use V-Force Starter Batteries to increase efficiency and productivity in the most demanding applications. For use in IC forklifts, cars, vans, or trucks, versatile V-Force Starter Batteries will start your engine every time.

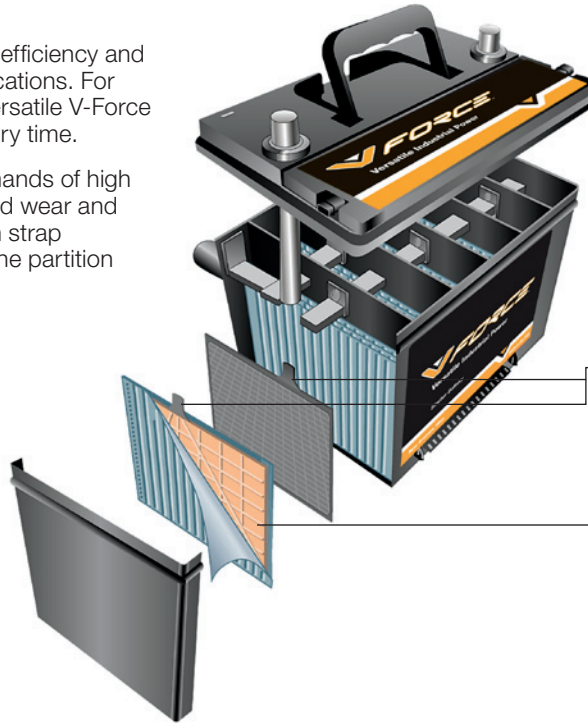
V-Force Starter Batteries tolerate the demands of high cycling, vibration and temperature-induced wear and tear with heavier and thicker plates, tough strap connections and wide diameter through the partition inner-cell connections.

- High-Density Paste Material**

Delivers high performance and durability in tough applications

- Calcium Alloys**

Delivers no-hassle, maintenance-free performance



- Integrated Handles**

Located on most batteries for easy handling

- Centerline "Double Locking" Plate Design**

A "full frame" plate design allows for superior cranking power and durability

- Envelope Separators**

Prevents plate short-circuiting and mousing for total reliability and durability

Starter Product Specifications

Part Number	BCI Group	RC-Reserve Capacity @ 25 Amps	CCA	Terminal Style	Weight	Inches		
					Lbs	L	W	H
Flooded 6 Volt								
345004-950	4H-950	300	950	Type A	49	12.63	7.00	9.50
Flooded 12 Volt								
345004-100	4D-1000	300	1000	Type A	100	20.63	8.63	10.00
345004-130	4D-1300	375	1300	Type A	52	20.63	8.63	10.00
345022	22NF	65	400	Type A	27	9.50	5.56	9.00
345024	24	85	550	Type A	39	10.25	6.75	9.00
345024-675	24	90	675	Type A	39	10.25	6.75	9.00
345024-675-01	24F*	105	675	Type A	42	10.25	6.75	9.00
345025-500	25	100	500	Type A	35	9.63	7.00	8.88
345026-500	26/26R	65	500	Type A	29	8.25	6.81	8.25
345027-800	27	125	800	Type A	51	12.00	6.63	9.00
345029-340	29NF	90	340	Type A	39	13.00	5.50	8.88
345031-625	31	135	625	Type S	53	12.94	6.75	9.44
345031-730	31	190	730	3/8 x 16 Post	62.5	13.00	6.75	9.50
345031-775	31	170	775	Type A	58	12.94	6.75	9.44
345031-775-01	31	170	775	Type A	58	12.94	6.75	9.44
345031-1000	31	185	1000	Type S	61	12.94	6.75	9.44
345031-1000-A	31	185	1000	Type A	61	12.94	6.75	9.44
345034-675	34	105	675	Type A	42	10.25	6.81	8.19
345034-675-01	34R*	105	675	Type A	42	10.25	6.81	8.19
345034-800	34/78	90	690	Type A / GM Side	39	10.25	6.88	8.19
345035-540	35	90	540	Type A	37	9.13	6.75	8.63
135898	45	75	500	Type A	29	9.25	5.50	8.88
347047-600	47	95	600	Type A	34	9.63	7.00	6.94
345051-450	51	85	450	Type A	28	9.38	5.00	8.75
345051-450-OR	51R*	80	450	Type A	28	9.38	5.00	8.75
345055-525	55	85	525	Type A	29	8.56	6.06	8.38
345058-600	58	80	600	Type A	32	9.31	7.25	7.00
345058-600-OR	58R*	80	600	Type A	32	9.31	7.25	7.00
345065-650	65	100	650	Type A	42	12.06	7.44	7.56
345075-690	75	90	690	GM Side	37	9.13	7.06	7.38
345078-800	78	105	800	GM Side	42	10.25	7.06	7.38
345003-400-EE	3EE-400	100	400	Type A	44	19.25	4.34	8.75
345008-147-50	8D	430	1475	Type A	132	20.63	10.94	10.00

* Features depicted above only apply to flooded batteries. See back for Sealed Battery options.

Sealed 12 Volt

136392 (Gel)	51	66	450	Type A	28	9.25	5.12	8.94
--------------	----	----	-----	--------	----	------	------	------



Type A



Type S



GM Side

More Performance, More Productivity... Less Maintenance

Whether it's an electric forklift, floor cleaning machine, scissor lift or electric vehicle, the versatile array of V-Force Deep Cycle Batteries work well in a variety of applications.

Experience less battery maintenance with V-Force Batteries. With our anchor-molded terminal design, V-Force Deep Cycle Batteries deliver best-available protection against problem-causing terminal corrosion and terminal short circuiting — allowing you to get more work done between charging cycles.

• Container Design

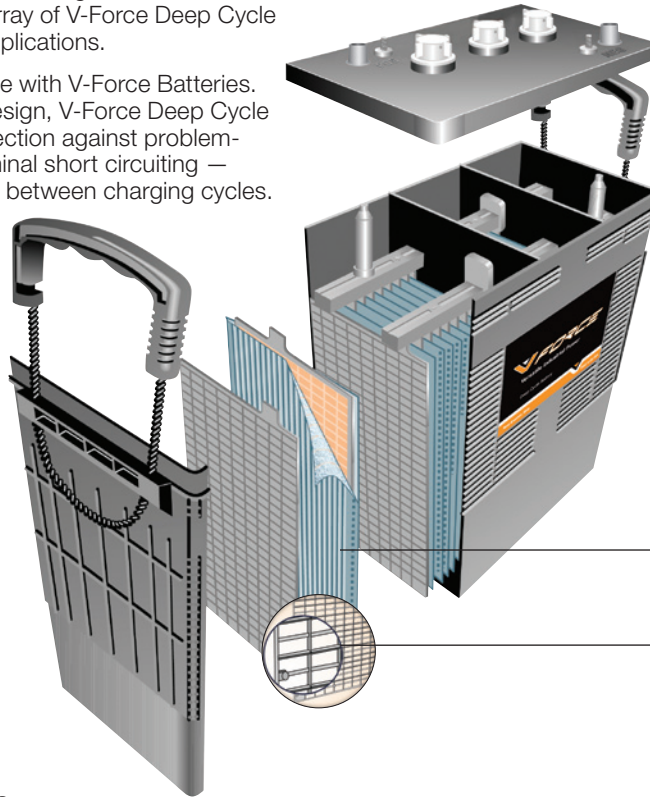
Provides more electrolyte above the battery plates so batteries can perform longer between water intervals – lowering your maintenance costs and improving overall ROI

• Heavy-Duty Construction

More weight means more lead and more lead means more performance and productivity

• Carrying Straps

Located on most batteries for easy handling



• Liquid Level Indicator

No mess, no guess system inspects electrolyte levels and signals when water is required

• Heat-Sealed Case and Cover Design

Provides rugged and long-lasting performance and reliability

• Rigid Connectors

A heavy-duty through-the-partition inner-cell connection, cast-on strap design and terminal post connectors work together to deliver maximum electrical efficiency and durability.

• Envelope Separators

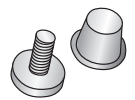
Reduces maintenance and prevents failure due to short-circuiting and plate shedding

• Durable Plate Construction

Innovative grid architecture, inset lug position and advanced active paste material provides a durable, versatile battery for your industrial needs

Deep Cycle Product Specifications

Part Number	BCI Group	RC Min	20 Hr. Rat (AH)	Crown Applications	Terminal Style	Weight	Inches			Liquid Level Indicator
						Lbs	L	W	H	
Flooded 6 Volt										
345006-095	1	130 @ 25 A	640		Type A	31	9.08	6.91	8.75	No
071419-001	1	180 @ 75 A	100	M, B, ST 3000	Type A	32	9.00	6.78	8.88	No
345006-180	GC2	90 @ 75 A	180		Type S	55	10.25	7.13	10.75	No
072798-001	GC2	100 @ 75 A	190	M	Type A	59	10.25	7.12	10.62	No
072798-002 (Dry)	GC10P	100 @ 75 A	190	M	Type A	59	10.25	7.12	10.62	No
345006-200-01	GC2	105 @ 75 A	200		Standard	60	10.25	7.13	10.75	No
371419-002	1	130 @ 75 A	100		Type A	34	9.03	6.86	8.69	No
345225	GC2	115 @ 75 A	225	GPW, Wave	Standard	63	10.25	7.13	10.75	No
092222-002 (Dry)	GC2	115 @ 75 A	225		Standard	63	10.75	7.13	10.75	No
345006-235	GC2	125 @ 75 A	235		Standard	68	10.25	7.13	10.75	No
345006-240	Euro GC	125 @ 75 A	240		Type A	64	9.63	7.50	10.75	No
120194-001	GC2H	145 @ 75 A	245	Wave	Type S	73	10.25	7.13	11.50	No
345006-250	901	140 @ 75 A	250		Standard	72	11.75	7.19	11.25	No
345006-275	901	155 @ 75 A	275		Standard	76	11.75	7.19	11.25	No
345006-305	902	175 @ 75 A	305		Standard	92	12.19	7.19	14.13	Yes
345006-325	902	196 @ 75 A	325		Standard	100	12.19	7.19	14.13	Yes
345006-350	903	210 @ 75 A	350		Standard	112	12.38	7.19	16.13	Yes
345006-395	903	225 @ 75 A	395		Standard	120	12.38	7.19	16.13	Yes
Flooded 8 Volt										
345008-165	GC8	75 @ 75 A	165		Type S	64	10.31	7.13	10.75	No
Flooded 12 Volt										
345012-085	24	140 @ 25 A	95		Standard	50	10.88	6.75	9.38	No
345012-115	27	170 @ 25 A	115		Standard	58	12.63	6.75	9.38	Yes
345012-140	31	200 @ 25 A	130		Standard	66	13.00	6.75	9.38	Yes
345012-155	920	68 @ 75 A	155		Type A & S	87	13.63	6.75	12.25	No
345012-185	921	85 @ 75 A	185		Type S & Z	108	15.50	7.00	14.50	Yes
345012-210	921	110 @ 75 A	210		Standard	131	15.50	7.00	14.50	Yes



Standard



Type A



Type S

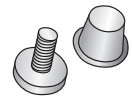
* Features depicted above only apply to flooded batteries. See back for Sealed Battery options.

V-Force Sealed AGM and Gel Batteries:

- Never need to water
- Non-Spillable — No Acid, No Corrosion
- Temperature and vibration resistant
- Able to orientate and use in any position

Deep Cycle Product Specifications (cont.)

Part Number	BCI Group	RC Min	20 Hr. Rate (AH)	Crown Applications	Terminal Style	Weight	Inches			Liquid Level Indicator
						Lbs	L	W	H	
Sealed 6 Volt										
345006-200 (Gel)	GC2	105 @ 75 A	200		Standard	67	10.24	7.13	10.61	No
153930	27	195 @ 25 A	220	Wave	Inserted M6	64.9	12.09	6.61	8.39	No
152920	27	226 @ 25 A	220	WP 2000 WP 2300 ST 3000 SX 3000	Inserted M6	90	12.13	6.69	10.83	No
345006-220	27	195 @ 25 A	220		Inserted M6	75	12.05	6.85	8.80	No
Sealed 12 Volt										
345012-018-0S	12V - 18 Ah	10 @ 25 A	18		Type B1	11.61	7.13	3.03	6.57	No
345012-026-0S	12V - 26 Ah	14 @ 25 A	26		Type B1	17.14	6.50	6.93	5.00	No
345012-055-0S	22NF	60 @ 75 A	55		Type Z	37	9.00	5.43	8.19	No
345012-055-0G (Gel)	22NF	65 @ 75 A	55		Type Z	42	9.00	5.43	8.31	No
345012-075	24	145 @ 25 A	75		Type Z	49	10.2	6.61	8.31	No
345012-075-01	24	140 @ 25 A	75		Type Z	49	10.25	6.61	9.06	No
345012-100 (Gel)	27	180 @ 75 A	98		Standard	68	12.00	6.57	8.20	No
345012-100-0S	27	175 @ 25 A	100		Type Z	60	12.09	6.65	8.31	No
345012-100-SS	27	175 @ 25 A	100		Type S	60	12.09	6.65	8.31	No
345012-100-0U	27	175 @ 25 A	100		Standard	60	12.09	6.65	8.31	No
811377	27	95 @ 25A	110	ST 3000	Inserted M6	70.4	12.05	6.85	8.80	No
345012-031-0G (Gel)	31	200 @ 25 A	110		Standard	68	12.96	6.81	8.23	No
345012-031-SS	31	175 @ 25 A	120		Standard	57	13.00	6.75	9.38	No
345012-035-0S	U1	N/A	35		Type Z	22.33	7.68	5.12	6.10	No
345012-135-0S	920		135		Standard	92.5	13.39	6.81	11.14	No



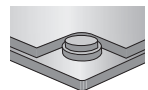
Standard



Type S



Type Z



Inserted M6