

**CROWN**

# **RC 5500** SERIES



# Built for Work Designed for You

The Crown RC 5500 takes on hard jobs and tough conditions. But inside its compact, stand-up design, it's built to make your job easier. The total comfort, outstanding visibility, and smart controls of the RC 5500 Series make safety a priority.

**The Crown RC 5500 Series:  
Raising the Standard.**



## Versatility

From rugged dock plates to tight spaces, in high heat and bitter cold, the RC 5500 Series is flexible enough to handle virtually any job.

## Visibility

Excellent visibility in every direction—overhead, through the mast and over the forks—improves operator productivity and safety.

## Comfort & Safety

Exceptional operator comfort and Crown's Intrinsic Stability System® inspire operator confidence to get more done.

## Reliability

Built for the long haul, the RC 5500 Series requires less maintenance while delivering long-lasting performance, lowering your total cost of ownership.

Visit [crown.com](http://crown.com)

See the RC 5500 Series



## Versatility

# Winning Performance for Many Tasks

The Crown RC 5500 Series is one of the most flexible counterbalance lift trucks in the industry, whether unloading trailers at the dock, transporting products across the warehouse, or performing replenishment and retrieval tasks.

Navigating in tight spaces like trailers, narrow aisles, or drive-in racks is made easier with the RC 5500's superior visibility and an intuitive multifunction control handle. Crown designed it to handle extreme temperature changes, performing hot dock work or going in and out of cold storage applications around the clock. Plus, a full range of attachment options enables the truck to handle loads, with or without pallets. The RC 5500 Series: a true multi-task truck for many applications.



Cold Storage

Drive-in Rack

Palletless Load Handling



## Visibility

# See More Do More

The RC 5500 Series delivers extra visibility where it counts most—in trailers, on the docks, in narrow aisles, and around congested areas.

The low-profile cowl and sculpted power unit, optimized mast and overhead guard, and side-stance positioning give operators superior visibility with less effort.



**Angled pillar design** optimizes visibility from the operator's view.

**Fork tip indicators** simplify pallet entry, saving time with every move.

**Orange fender indicator** highlights right side positioning in tight spaces.


**Sculpted power unit** opens the line of sight to improve operator field of vision and increase productivity.

# Right Fit for the Productive Operator

The RC 5500 Series exceeds comfort expectations, even for seasoned operators accustomed to sitting for an entire shift. Components of the operator compartment are designed to give operators more flexibility to see, work and move in congested areas while improving safety, comfort and productivity.



**Workspace** – serves as a convenient desktop-on-the-go for the operator, complete with a flat surface and a document clip.



**Footrest** – provides postural relief during stationary tasks, complementing the largest floorboard in its class.



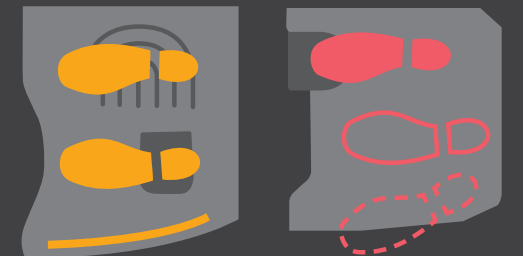
**Entry Bar™ Safety Switch** – helps to improve operator safety by working in combination with the brake and presence pedal. If an operator places a foot on the Crown-exclusive entry bar switch, the truck automatically slows down and sounds an audible alarm.



**Multi-task Control Handle** – features a comfortable grip and allows operators to blend functions.



**Backrest/Hip Pad** – enhances operator comfort while providing flexibility to reposition throughout the shift, hugging the body with contoured padding.



**Brake and Presence Pedal** – promotes safe operation with a dual-pedal design that discourages operators from using only one foot to operate the truck. Protects both the truck and the operator by automatically applying the brake when the operator's left foot is removed from the brake pedal upon dismounting the truck. The roomier cabin and ability to adjust the position of the feet provide postural relief during travel.

Next page:  
**Enhanced comfort features—FlexRide® Floorboard and Adjustable Armrest**

## Comfort

# Let the Truck Adjust to You

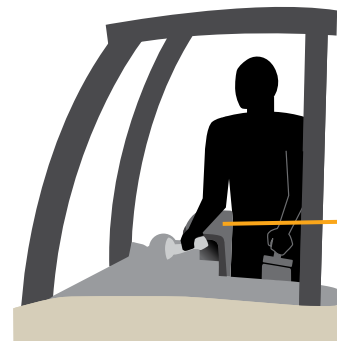
Crown's superior ergonomics help operators stay focused and in control, boosting productivity by maximizing comfort and minimizing fatigue.

Variable side stance, a Crown innovation that became an industry standard, provides five solid points of contact for secure operator positioning while reducing constant twisting and turning.

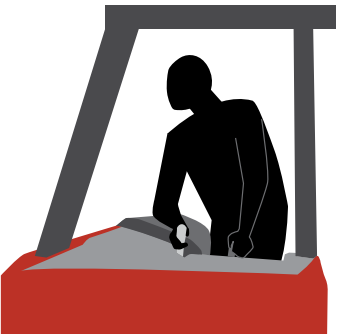
Crown's optimized step height is low enough to make frequent on/off tasks easy, yet high enough to prevent pallet truck forks from entering the operator compartment.

## FLEXRIDE<sup>®</sup>

**FlexRide Suspension** offers shock and vibration protection beyond the typical self-adjusting floor designed for an average size operator. FlexRide's weight adjustment feature allows the suspension to be customized for operators of different sizes.



**Armrest Adjustability** of up to 6" accommodates operator height, providing padded support, improved posture and secure positioning. Typical armrests make the operator adjust to the truck.



## Safety

# A Smart Approach to Stability

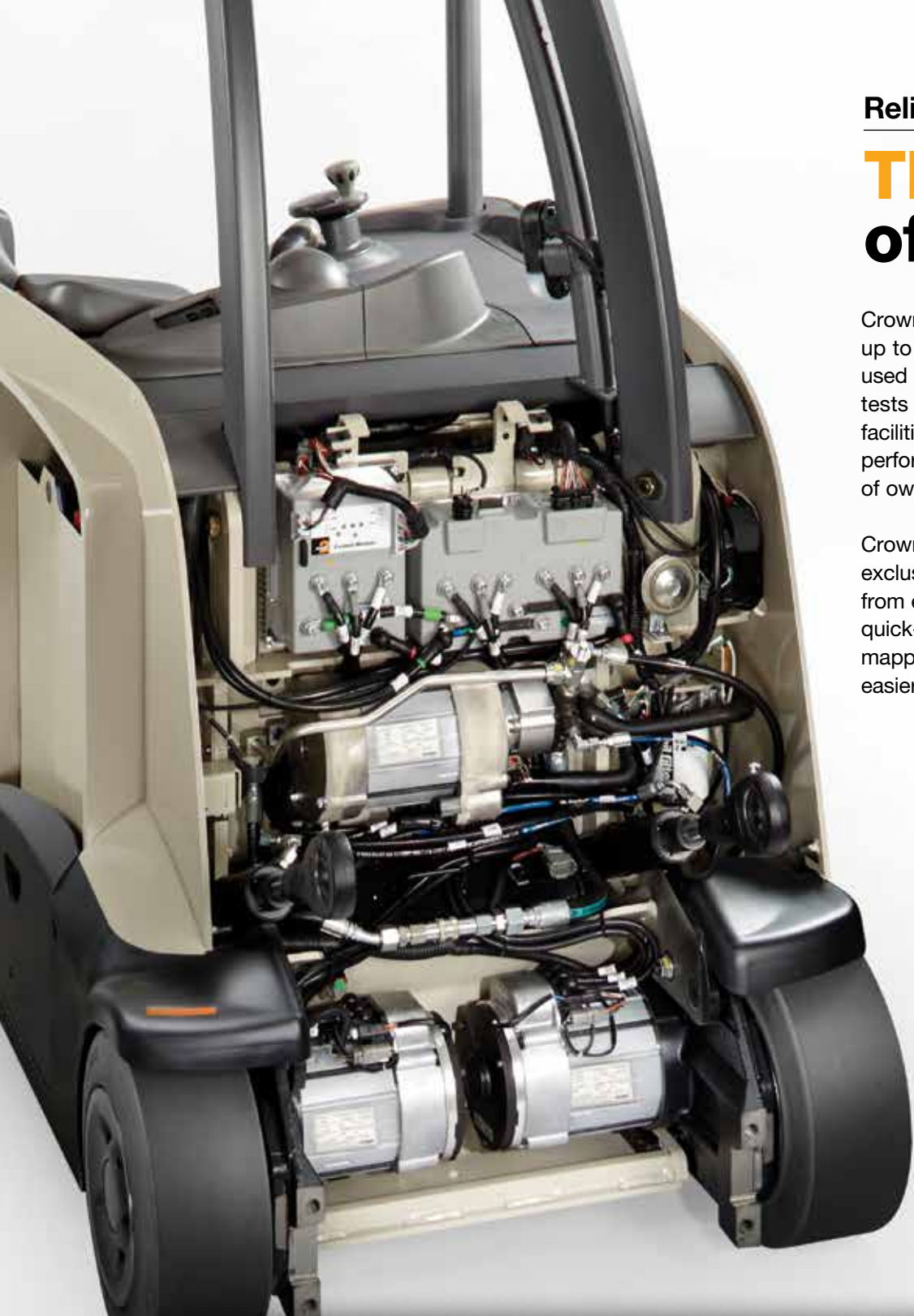
Crown's proactive system technologies are designed to improve operator safety in real-world applications, boosting productivity and confidence.

**The Crown Intrinsic Stability System** is engineered to minimize the causes of unstable conditions. This complements safe, efficient operating practices that build the operator's confidence, rather than test it.

- **System-controlled hydraulic speeds**  
The hydraulic system automatically limits tilt and side-shift speed to increase vehicle stability and operator confidence.
- **Travel speed control**  
The RC 5500 Series automatically controls travel speeds and braking based on fork height and other operating conditions.
- **Tilt interlock**  
When forks and mast are tilted more than two degrees forward, a tilt interlock helps keep forks from raising above free lift. More tilt at higher levels could tip the truck.
- **Stability-enhanced counterweight**  
Crown lift truck testing uses real-world forces to ensure optimal product design. This explains why the RC 5500 Series has a counterweight that exceeds ANSI standard requirements.

- **Cornering speed control**  
The RC 5500 Series knows the direction of travel, angle of steer wheels and speed of the truck. It uses this information to automatically limit travel speed in turns.
- **Ramp speed control**  
The intelligent control system maintains the truck at a constant speed on a ramp, so it won't gain or lose momentum. It also automatically holds a truck stopped on an incline until the operator initiates forward or reverse travel.





## Reliability

# The Power of Uptime

Crown designs and manufactures up to 85 percent of the components used in its lift trucks and extensively tests trucks in its world-class facilities to ensure reliability, superior performance, and lowest total cost of ownership.

Crown also maximizes uptime with exclusive serviceability features, from easy component access to quick-reference InfoPoint® component mapping that makes service faster, easier and more efficient.



## Access123®

Comprehensive System Control

Access 123® Comprehensive System Control makes Crown lift trucks smarter, sharing real-time information from traction, braking, steering, hydraulics and other functions.

This built-in system, used across all Crown trucks, increases technician proficiency and optimizes performance, resulting in significant savings in service time and costs. Technicians can use Access 123 to turn individual components on or off, obtain voltage readings and perform precise calibrations.

### More Uptime for Your Investment

Crown's integrated approach combines truck feedback and diagnostics, Crown-made parts, and dedicated service teams to give you more uptime and the lowest total cost of ownership.



**InfoLink®**

InfoLink® is a wireless operator and fleet management solution that puts the power of accurate, up-to-date business metrics right at your fingertips.



**RC infopoint®**

Crown's InfoPoint® on-truck component maps provide service engineers with vital information to quickly, accurately and easily resolve issues without wiring diagrams or schematics.



**INTEGRITY Service SYSTEM®**

Crown's Integrity Parts and Service System® solution ensures long-term truck performance by matching trained service engineers with Crown-made parts for long-lasting performance.



**eGEN® Braking** gives you an edge in performance, service and cost of ownership by eliminating traditional friction brakes.

- Automatic parking brake — the only friction point; engages only when truck is stopped; no friction, no wear
- Consistent brake feel for operator
- Reduced pedal effort
- Comprehensive two-year warranty



**The Crown RC 5500 Series: Raising the Standard.**

Visit [crown.com](http://crown.com)  
See the RC 5500 Series



**Crown Equipment Corporation**

New Bremen, Ohio 45869 USA

**Tel** 419-629-2311

**Fax** 419-629-3796

[crown.com](http://crown.com)

**You can count on Crown to build lift trucks designed for safe operation, but that's only part of the safety equation. Crown encourages safe operating practices through ongoing operator training, safety-focused supervision, maintenance and a safe working environment. Go to [crown.com](http://crown.com) and view our safety section to learn more.**

Because Crown is continually improving its products, specifications are subject to change without notice.

Crown, the Crown logo, the color beige, Access 1 2 3, eGen, Entry Bar, FlexRide, InfoLink, InfoPoint, Integrity Parts and Service System, Intrinsic Stability System and the ecologic logo are trademarks of Crown Equipment Corporation.

Copyright 2018 Crown Equipment Corporation  
SF14736 02-18  
Printed in U.S.A.



Clean Environment. Smart Business.

Printed on elemental chlorine free and sustainably forested paper.